



CITY OF EASTON

PENNSYLVANIA

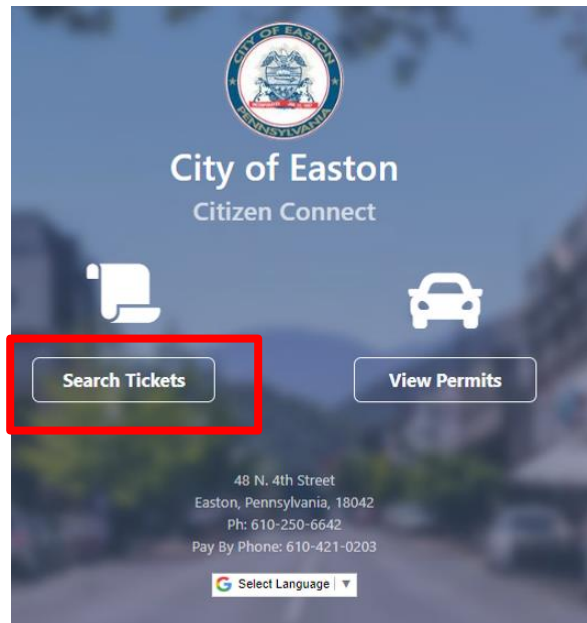
How to Appeal; or Dispute a Parking Ticket/Violation

1. Open the link below or scan QR code.

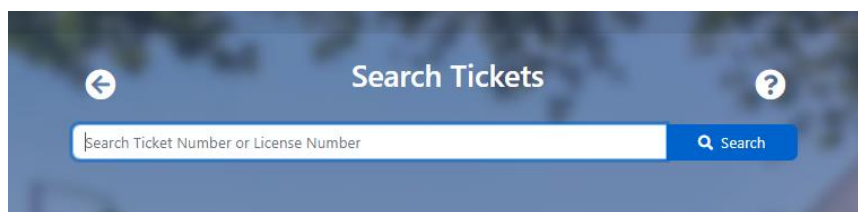
<https://www.tocite.net/cityofeastonpa/Portal>



2. On the main page click on the Search Tickets button.



3. Enter your ticket number or your license plate number.

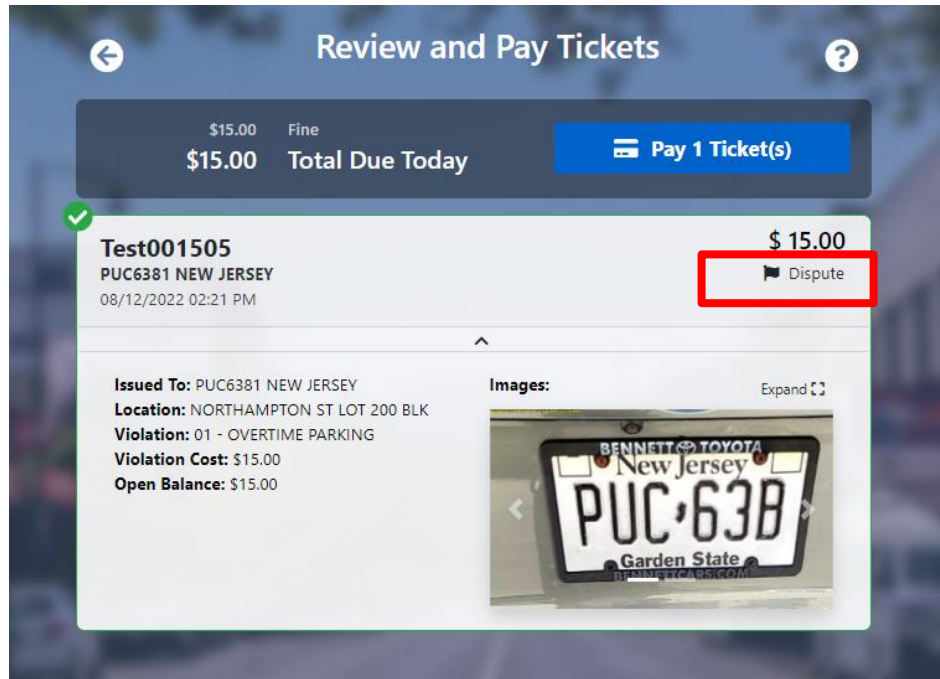




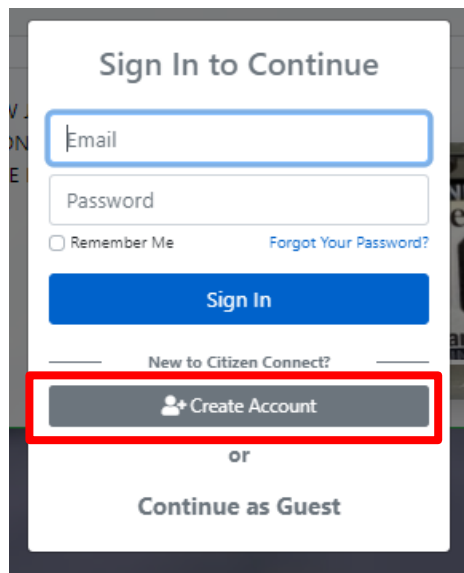
CITY OF EASTON

PENNSYLVANIA

- Review the ticket information and click on the Dispute icon.



- A login prompt will appear...if you have not previously signed up for an account click on the Create Account button and follow the steps to register. Once you have registered, login again and lookup the ticket then click on the Dispute icon to start the appeal the process.





CITY OF EASTON

PENNSYLVANIA

- Next fill out the dispute ticket form and click on the Submit Dispute button.

A screenshot of a mobile application interface for disputing a ticket. The form is titled "Dispute Ticket" and contains several sections: "Ticket Information" with fields for Ticket Number (TEST001505) and Issued (08/12/2022 02:21 PM); "Plate Number" (PUC6381) and "Plate State" (NEW JERSEY); "Contact Information" with fields for First Name (Park) and Last Name (Ticket2); "Address Line 1" (123 S 3rd Street); "City" (Easton), "State" (Pennsylvania), and "Zip Code" (18042); "Phone Number" ((xxx) xxx-xxxx) and "Email" (parkticket2@easton-pa.gov); "Reason For Dispute" with a list of options: Kiosk out of Order, Meter Jammed, Overtime Parking, Street Cleaning, Too close to Corner, and Vehicle not Operational; "Other Details" with a large text area; and "Attachments" with an "Add Attachments" button. At the bottom is a prominent blue "Submit Dispute" button.

- Your submission will be reviewed by the parking team and follow up.